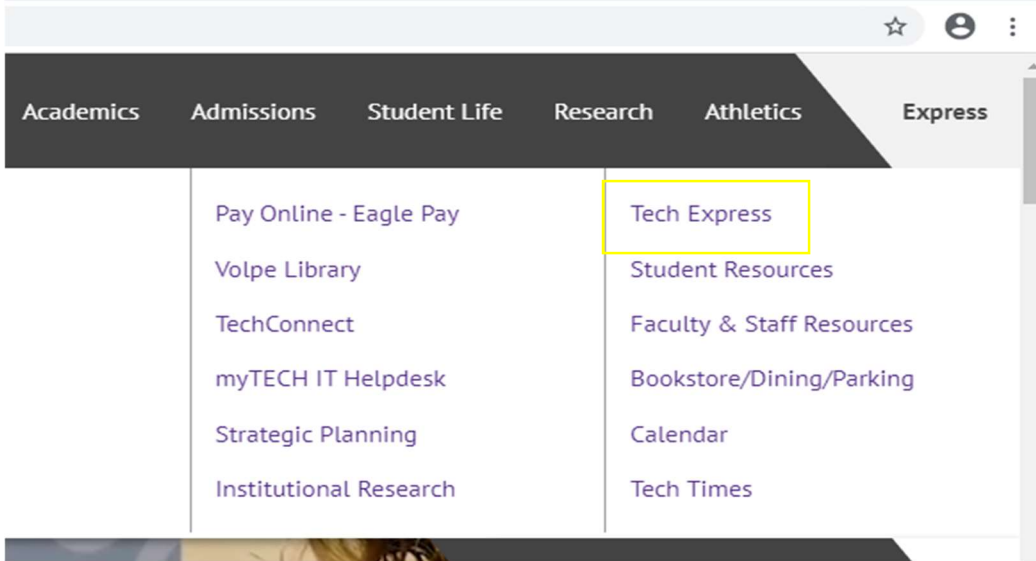


Instructions for TransferMate

1. Visit the Tennessee Tech Website Homepage

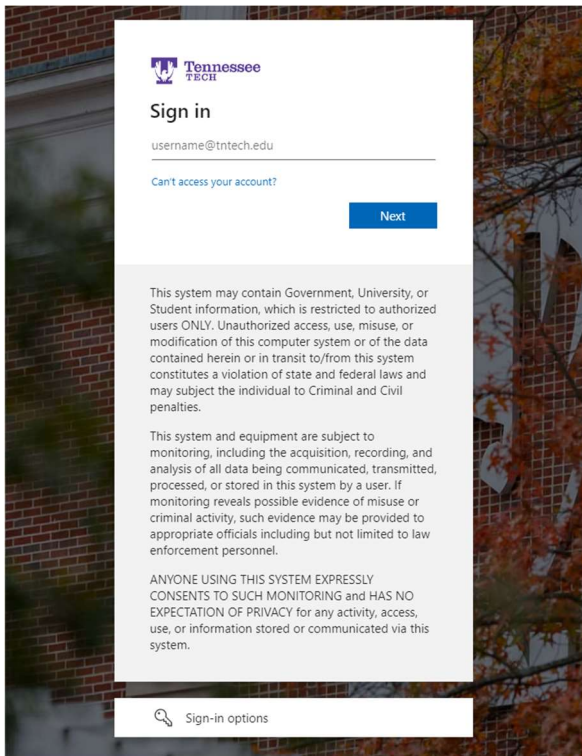
a. <https://www.tntech.edu>

2. Move your cursor to the express tab in the top right corner and select "Tech Express"

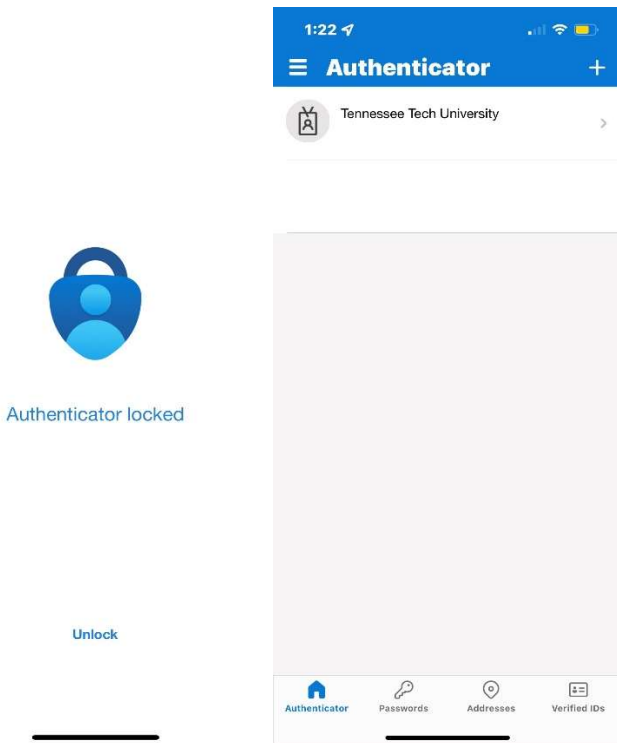


3. Login to Tech Express using your Username and Password

Note: Username is the first portion of your student email (jasmith42)

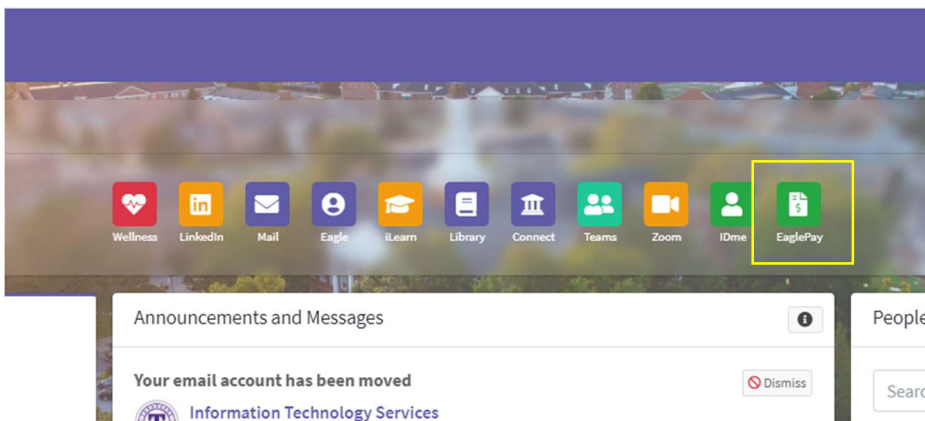


Note: After signing in to Tech Express it will prompt you to use your Mobile Authenticator App

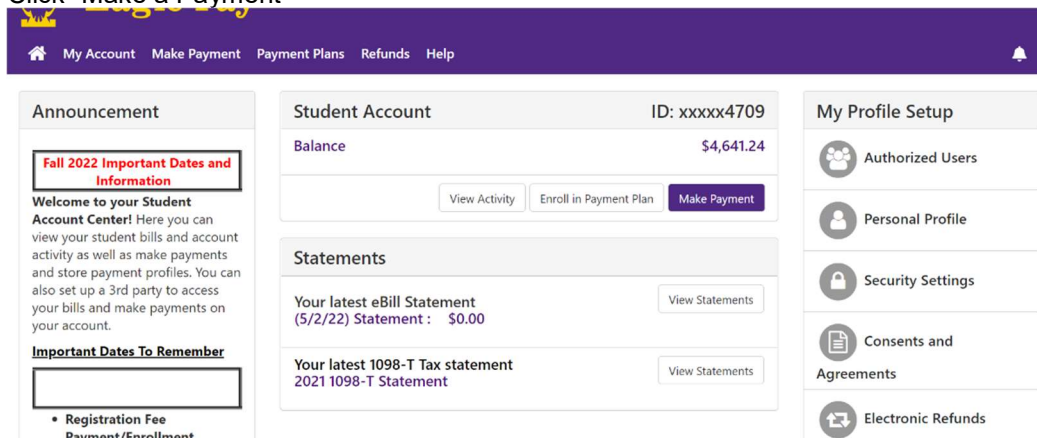


After using the Mobile Authenticator, it will take you to the next page you see below.

4. Select the “Eagle Pay” icon in the QuickLinks toolbar of Tech Express.



5. Click “Make a Payment”



6. You can choose to pay current account balance, pay the amount due or pay by term or line item. Make your selections, and click **CONTINUE**.

Account Payment

Amount Method Confirmation Receipt

Payment Date: 7/26/22

Select Payment Option

Current Account Balance
\$4,641.24

Pay By Term
Select which semester terms to pay

Personal Note
Enter a brief payment note

Select Payment Option

Current Account Balance
\$4,641.24

Pay By Term
Select which semester terms to pay

Current Account Balance
Enter payment amount and click 'Add' to include in the payment total.

Student Account | \$4,641.24 \$ 4,641.24 Add

Personal Note
Enter a brief payment note

Payment Total \$0.00

7. Click on the drop down box next to "Method". Select "TransferMate INTL" at the end of the menu, and click **CONTINUE**.

Account Payment



Amount



Method



Confirmation



Receipt

* Indicates required information

Amount: \$4,641.24

Method:*

Select Method

- Select Method
- Credit Card**
 - Credit Card via PayPath
- Other Payment Methods**
 - TransferMate INTL
 - Electronic Check (checking/savings)
 - Bank Wire

Back Cancel Continue

*Credit card payments are h... ce. A non-refundable service fee will be added to your payment.

Electronic Check - Payments can be made from a personal checking or savings account.
Bank Wire - We accept payments in your local currency or US \$ through Western Union Business Solutions. WESTERN UNION® is a registered service mark of Western Union Holdings, Inc. and is used with permission.

- Once the screen refreshes, follow the prompts and enter the information required in order to confirm and complete your Transfermate payment.

Tennessee Tech University
{931} 372-3311 bursar@tntech.edu