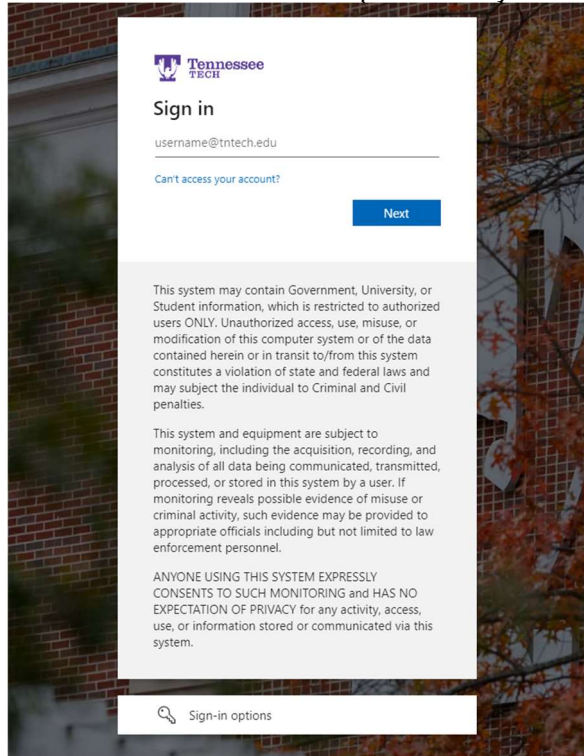


Meal Plan Selection

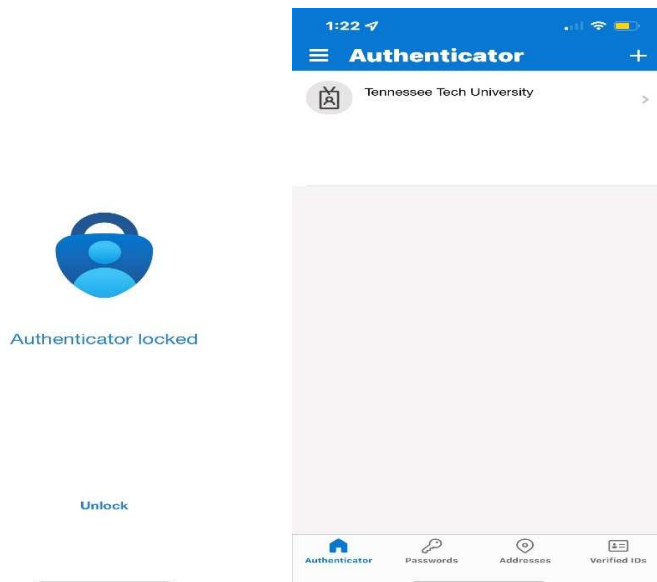
1. Go to <http://www.tntech.edu>
2. In the top right corner, select **Express**. A drop down menu will appear.
3. Select the first option in the third column titled **Tech Express**

Login to Tech Express using your Username and Password

Note: Username is the first portion of your student email (jasmith42)

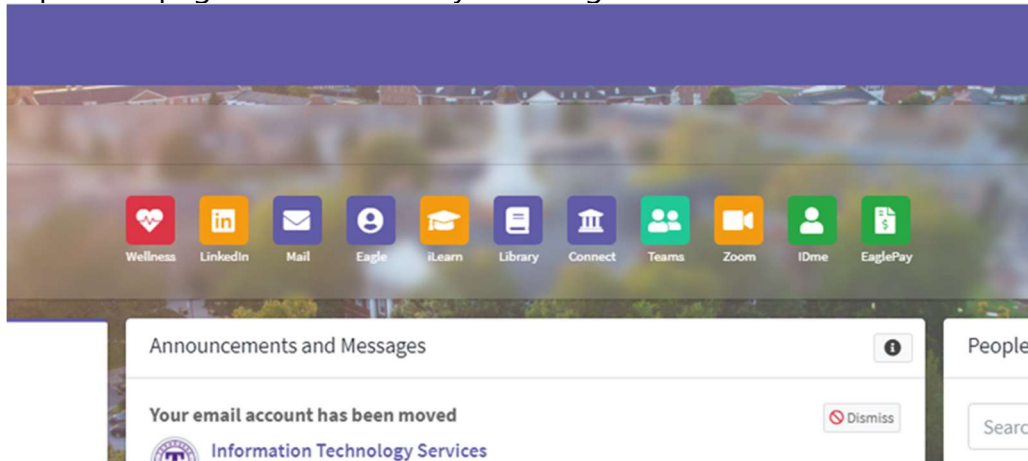


Note: After signing in to Tech Express it will prompt you to use your Mobile Authenticator App



After using the Mobile Authenticator, it will take you to the next page you see below.

4. Once in Tech Express, select **the Eagle Online icon** in the QuickLinks toolbar at the top of the page. This will direct you to Eagle Online.



5. Click ***Student***.
6. Click ***Registration***.
7. Click ***Meal Plan Selection***.
8. Select a term.
9. Use the dropdown box to select a meal plan. Click ***Submit***.

Remember:

- Freshmen living in the residence halls are required to purchase a meal plan for their first two semesters of enrollment, excluding summer, and may choose either the Gold 7 Plus, Gold 7, Purple 5 Plus, or the Purple 5 plan. If freshmen residents fail to select a plan, the system will default to the Purple 5 plus.
- If you do not have a dorm assignment, you will only be allowed to select from taxable meal plans.
- Your taxable/non-taxable status is verified nightly and your taxable charge will be updated as needed.